



BASIC MEDICAL OUTFIT

| | | |
|---|-----------------------------------|----------------|
|   | GENERAL HOSPITAL FURNITURE | PAGE 3 |
|   | OFFICE FURNITURE | PAGE 18 |
|   | MEDICAL CABINETS | PAGE 24 |

MASSAGE TABLE CM-1

| | |
|------------|---------|
| width, mm | 2000 |
| depth, mm | 650 |
| height, mm | 600/835 |



Frame: steel, polymeric powder coating.
Couch: chipboard, foam plastic, leather cloth.
Actuating mechanism: electric/ hydraulic.
 This item is supplied pre-assembled.

MASSAGE TABLE CM-4

| | |
|------------|---------|
| width, mm | 2100 |
| depth, mm | 900 |
| height, mm | 600/835 |



Frame: steel, polymeric powder coating.
Couch: chipboard, foam plastic, leather cloth.
Actuating mechanism: electric/ hydraulic.
 Adjustable headrest, arm supports.
 This item is supplied pre-assembled.

LARGE MASSAGE TABLE

| | |
|------------|------|
| width, mm | 1960 |
| depth, mm | 710 |
| height, mm | 830 |



Frame: steel, polymeric powder coating.
Couch: chipboard, foam plastic, leather cloth.
Options: towel holder, rung.
 Adjustable headrest.
 This item is supplied loose.

LARGE MASSAGE TABLE WITH FACE SLOT

| | |
|------------|------|
| width, mm | 1960 |
| depth, mm | 710 |
| height, mm | 830 |



Frame: steel, polymeric powder coating.
Couch: chipboard, foam plastic, leather cloth.
Options: towel holder, rung.
 Adjustable headrest with face slot.
 This item is supplied loose.

GENERAL HOSPITAL FURNITURE

ARMS MASSAGE TABLE

| | |
|------------|-----|
| width, mm | 660 |
| depth, mm | 460 |
| height, mm | 850 |



Frame: steel, polymer powder coating.
Table board: chipboard, foam plastic, leather cloth.
Can be used for blood sampling.
This item is supplied loose.

FOOT BENCH


| | |
|------------|-----|
| width, mm | 615 |
| depth, mm | 500 |
| height, mm | 400 |



Frame: steel, polymer powder coating.
Steps: chipboard, leather cloth.
Versions: single/ double step.
This item is supplied pre-assembled.

EXAMINATION COUCH KMC

| | |
|------------|------|
| width, mm | 1960 |
| depth, mm | 660 |
| height, mm | 520 |



Frame: steel, polymer powder coating.
Couch: chipboard, foam plastic, leather cloth.
Options: towel holder.
Adjustable headrest.
This item is supplied loose.

PHYSIOTHERAPEUTIC COUCH KMΦ

| | |
|------------|------|
| width, mm | 1970 |
| depth, mm | 660 |
| height, mm | 530 |



Frame: MDF, polymer coating
Couch: chipboard, foam plastic, leather cloth.
Options: towel holder.
Adjustable headrest.
This item is supplied loose.

GENERAL HOSPITAL FURNITURE

BOLSTERS AND CUSHION SET



Set: cushion, large bolster, small bolster.
Materials: foam plastic, leather cloth.

SINGLE-SEATED BACKED BANKQUETTE BC-1

| | |
|------------|---------|
| width, mm | 750 |
| depth, mm | 660 |
| height, mm | 470/850 |



Frame: steel, polymer powder coating.
Couch: chipboard, foam plastic, leather cloth.
This item is supplied loose.

DOUBLE-SEATED BACKED BANKQUETTE BC-2

| | |
|------------|---------|
| width, mm | 1350 |
| depth, mm | 660 |
| height, mm | 470/850 |



Frame: steel, polymer powder coating.
Couch: chipboard, foam plastic, leather cloth.
This item is supplied loose.

THREE-SEATED BACKED BANKQUETTE BC-3

| | |
|------------|---------|
| width, mm | 1900 |
| depth, mm | 660 |
| height, mm | 470/850 |



Frame: steel, polymer powder coating.
Couch: chipboard, foam plastic, leather cloth.
This item is supplied loose.

GENERAL HOSPITAL FURNITURE

BANKQUETTE

| | |
|------------|------|
| width, mm | 1510 |
| depth, mm | 460 |
| height, mm | 460 |



Frame: steel, polymer powder coating.
Couch: chipboard, foam plastic, leather cloth.
This item is supplied loose.

THREE-CHAIR ASSEMBLY C4.82.01

| | | |
|------------|------|---------------------|
| width, mm | 1382 | C4.82.02 - 4 chairs |
| depth, mm | 476 | C4.82.03 - 5 chairs |
| height, mm | 810 | |



Frame: steel, polymer powder coating.
Couch: steel, polymer powder coating.
This item is supplied loose.

LARGE INSTRUMENT TABLE СИП-1200

| | |
|------------|------|
| width, mm | 1320 |
| depth, mm | 620 |
| height, mm | 870 |



Frame: steel, polymer powder coating.
Table-board: stainless steel.
Wheels: self-castoring type, diameter 125 mm.
This item is supplied loose.

DOUBLE-SHELF INSTRUMENT TABLE СИП-2/Н

| | |
|------------|-----|
| width, mm | 670 |
| depth, mm | 450 |
| height, mm | 870 |



Frame: steel, polymer powder coating.
Shelves: stainless steel.
Wheels: self-castoring type, diameter 50 mm.
This item is supplied loose.

GENERAL HOSPITAL FURNITURE

DOUBLE-SHELF INSTRUMENT TABLE СИП-2/С

| | |
|------------|-----|
| width, mm | 670 |
| depth, mm | 450 |
| height, mm | 870 |



Frame: steel, polymer powder coating.
Shelves: glass.
Wheels: self-castoring type, diameter 50 mm.
This item is supplied loose.

DOUBLE-SHELF INSTRUMENT TABLE СИП-2/М

| | |
|------------|-----|
| width, mm | 670 |
| depth, mm | 450 |
| height, mm | 870 |



Frame: steel, polymer powder coating.
Shelves: steel, polymer powder coating.
Wheels: self-castoring type, diameter 50 mm.
This item is supplied loose.

DOUBLE-SHELF INSTRUMENT TABLE WITH DRAWER СИП-2М-Я

| | |
|------------|-----|
| width, mm | 670 |
| depth, mm | 450 |
| height, mm | 870 |



Frame: steel, polymer powder coating.
Drawer: steel, polymer powder coating.
Shelves: steel, polymer powder coating.
Wheels: self-castoring type, diameter 50 mm.
This item is supplied loose.

THREE-SHELF INSTRUMENT TABLE СИП-3/С

| | |
|------------|-----|
| width, mm | 670 |
| depth, mm | 450 |
| height, mm | 870 |



Frame: steel, polymer powder coating.
Shelves: glass.
Tray: steel, polymer powder coating.
Wheels: self-castoring type, diameter 50 mm.
This item is supplied loose.

GENERAL HOSPITAL FURNITURE

THREE-SHELF INSTRUMENT TABLE СИП-3/М

| | |
|------------|-----|
| width, mm | 670 |
| depth, mm | 450 |
| height, mm | 870 |



Frame: steel, polymer powder coating.
Shelves: steel, polymer powder coating.
Tray: steel, polymer powder coating.
Wheels: self-castoring type, diameter 50 mm.
This item is supplied loose.

ADJUSTABLE HEIGHT STOOL

| | |
|------------|---------|
| width, mm | 420 |
| depth, mm | 420 |
| height, mm | 400/560 |



Frame: steel, polymer powder coating.
Seat: chipboard, foam plastic, leather cloth.
Adjusting for height: 160 mm.
This item is supplied loose.

GAS SPRING STOOL T-02-01

| | |
|------------|-----|
| width, mm | 620 |
| depth, mm | 620 |
| height, mm | 560 |



Base: plastic.
Seat: chipboard, foam plastic, leather cloth.
Adjusting for height: 130 mm.
This item is supplied loose.

GAS SPRING SIDE STOOL T-02-02

| | |
|------------|-----|
| width, mm | 620 |
| depth, mm | 620 |
| height, mm | 870 |



Base: metal.
Seat: chipboard, foam plastic, leather cloth.
Adjusting for height: 150 mm.
This item is supplied loose.

GENERAL HOSPITAL FURNITURE

GAS SPRING STOOL T-02-03

| | |
|------------|-----|
| width, mm | 620 |
| depth, mm | 620 |
| height, mm | 560 |



Base: metal.
Seat: chipboard, foam plastic, leather cloth.
This item is supplied loose.

GAS SPRING STOOL T-02-04

| | |
|------------|-----|
| width, mm | 620 |
| depth, mm | 620 |
| height, mm | 870 |



Base: plastic.
Seat: chipboard, foam plastic, leather cloth.
Adjusting for height: 130 mm.
This item is supplied loose.

SIDE CHAIR

| | |
|------------|-----|
| width, mm | 375 |
| depth, mm | 375 |
| height, mm | 510 |



Frame: steel, polymer powder coating.
Seat: chipboard, foam plastic, leather cloth.
This item is supplied pre-assembled.

CHAIR C2.00.42-01

| | |
|------------|-----|
| width, mm | 440 |
| depth, mm | 460 |
| height, mm | 785 |



Frame: steel, polymer powder coating.
Seat: plywood, foam plastic, leather cloth.
This item is supplied pre-assembled.

GENERAL HOSPITAL FURNITURE

"AYBOLIT" ARMCHAIR (WITH ARMRESTS)

| | |
|------------|------|
| width, mm | 650 |
| depth, mm | 650 |
| height, mm | 1270 |



Base: plastic.
Seat: plywood, foam plastic, leather cloth.
Options: armrests.
Adjusting for height: 140 mm.
This item is supplied loose.

LAB CHAIR WITH FOOTREST (REGAL)

| | |
|------------|------|
| width, mm | 560 |
| depth, mm | 560 |
| height, mm | 1220 |



Base: plastic.
Seat: plywood, foam plastic, leather cloth.
Options: footrest.
Adjusting for height: 250 mm.
This item is supplied loose.

CHAIR (ASKONA)

| | |
|------------|-----|
| width, mm | 390 |
| depth, mm | 390 |
| height, mm | 800 |



Frame: steel, electro-zinc coating.
Seat: plywood, foam plastic, leather cloth.
This item is supplied pre-assembled.

SINGLE-SECTION MEDICAL PRIVACY SCREEN WITH POLYMER LEAFS ШМПС-01

| | |
|------------|------|
| width, mm | 700 |
| depth, mm | 330 |
| height, mm | 1745 |



Frame: steel, polymer powder coating.
Leaf material: PVC.
This item is supplied loose.

GENERAL HOSPITAL FURNITURE

DOUBLE-LEAF MEDICAL PRIVACY SCREEN WITH POLYMER LEAFS ШМПС-01

| | |
|------------|------|
| width, mm | 1410 |
| depth, mm | 330 |
| height, mm | 1745 |



Frame: steel, polymer powder coating.
Leaf material: PVC.
This item is supplied loose.

THREE-LEAFS MEDICAL PRIVACY SCREEN WITH POLYMER LEAFS ШМПС-01

| | |
|------------|------|
| width, mm | 2125 |
| depth, mm | 330 |
| height, mm | 1745 |



Frame: steel, polymer powder coating.
Leaf material: PVC.
This item is supplied loose.

WARD TABLE СП (LAMINATED)

| | |
|------------|-----|
| width, mm | 900 |
| depth, mm | 700 |
| height, mm | 730 |



Frame: steel, polymer powder coating.
Table board: laminated chipboard, PVC edge.
This item is supplied loose.

WARD TABLE СП (PLASTIC)

| | |
|------------|-----|
| width, mm | 900 |
| depth, mm | 700 |
| height, mm | 730 |



Frame: steel, polymer powder coating.
Table board: HPL plastic.
This item is supplied loose.

GENERAL HOSPITAL FURNITURE

BED K 191.01

| | |
|------------|------|
| width, mm | 2025 |
| depth, mm | 850 |
| height, mm | 886 |



Frame: steel, polymer powder coating.
Headboard material: tube frame.
This item is supplied loose.

BED K 191.07

| | |
|------------|------|
| width, mm | 2006 |
| depth, mm | 840 |
| height, mm | 950 |



Frame: steel, polymer powder coating.
Headboard material: tube frame (with LCB).
This item is supplied loose.

BED K 191.09

| | |
|------------|------|
| width, mm | 2006 |
| depth, mm | 840 |
| height, mm | 950 |



Frame: steel, polymer powder coating.
Headboard material: tube frame.
This item is supplied loose.

BED K 151.09

| | |
|------------|------|
| width, mm | 2006 |
| depth, mm | 840 |
| height, mm | 950 |



Frame: steel, polymer powder coating.
Headboard material: tube frame.
Adjustable head end.
This item is supplied loose.

GENERAL HOSPITAL FURNITURE

MATTRESS M-1


| | |
|------------|------|
| width, mm | 1900 |
| depth, mm | 800 |
| height, mm | 100 |



Foam plastic, polyester fiber cover.
Membrane medical fabric option is also available.

FUNCTIONAL MATTRESS

| | |
|------------|------|
| width, mm | 1900 |
| depth, mm | 800 |
| height, mm | 100 |



Foam plastic, polyester fiber cover.
Suitable for KΦ-series beds.
Membrane medical fabric option is also available.

BEDSIDE CABINET TМП-01.1

| | |
|------------|-----|
| width, mm | 465 |
| depth, mm | 480 |
| height, mm | 600 |



Frame: laminated chipboard, PVC edge.
Supports: plastic, adjustable type, h 100 mm.
Cut-out compartment, double-leaf front face.
This item is supplied loose.

BEDSIDE CABINET TМП-01.2

| | |
|------------|-----|
| width, mm | 435 |
| depth, mm | 470 |
| height, mm | 725 |



Frame: laminated chipboard, PVC edge.
Supports: plastic, adjustable type, h 100 mm.
Three pullout drawers.
This item is supplied pre-assembled.

GENERAL HOSPITAL FURNITURE

MEDICAL BEDSIDE CABINET ТМП-01-4

| | |
|------------|-----|
| width, mm | 435 |
| depth, mm | 470 |
| height, mm | 725 |



Frame: laminated chipboard, PVC edge.
Supports: plastic, adjustable type, h 100 mm.
 Pullout drawer and double-leaf front face.
 This item is supplied pre-assembled.

MEDICAL BEDSIDE CABINET ТМП-02.1

| | |
|------------|-----|
| width, mm | 465 |
| depth, mm | 480 |
| height, mm | 570 |



Frame: laminated chipboard, PVC edge.
Supports: self-castoring wheels, d 50 mm.
 Cut-out compartment, double-leaf front face.
 This item is supplied loose.

MEDICAL BEDSIDE CABINET ТМП-02-2 (WHEELED)

| | |
|------------|-----|
| width, mm | 435 |
| depth, mm | 470 |
| height, mm | 700 |



Frame: laminated chipboard, PVC edge.
Supports: self-castoring wheels, d 50 mm.
 Three pullout drawers.
 This item is supplied pre-assembled.

MEDICAL BEDSIDE CABINET ТМП-02-4 (WHEELED)

| | |
|------------|-----|
| width, mm | 435 |
| depth, mm | 470 |
| height, mm | 700 |



Frame: laminated chipboard, PVC edge.
Supports: self-castoring wheels, d 50 mm.
 Pullout drawer and double-leaf front face.
 This item is supplied pre-assembled.

GENERAL HOSPITAL FURNITURE

MEDICAL BEDSIDE CABINET TMП-02.5

| | |
|------------|-----|
| width, mm | 400 |
| depth, mm | 400 |
| height, mm | 860 |



Frame: laminated chipboard, PVC edge.
Rest: steel, polymer powder coating.
Supports: self-castoring wheels, d 50 mm.
 Cut-out compartment, double-leaf front face.
 This item is supplied loose.

BEDSIDE CABINET TMП-02.6

| | |
|------------|-----|
| width, mm | 390 |
| depth, mm | 390 |
| height, mm | 730 |



Frame: steel, polymer powder coating.
Table board: laminated chipboard, PVC edge.
Supports: self-castoring wheels, d 50 mm.
 Cut-out compartment, double-leaf front face.
 This item is supplied pre-assembled.

LAB TABLE WITH WASHER CTM-1MM

| | |
|------------|-----|
| width, mm | 600 |
| depth, mm | 580 |
| height, mm | 850 |



Frame: steel, polymer powder coating.
Table board: postforming furniture 40 mm.
Washer type: single sink.
 Complete with elbow tap and siphon tube.
 This item is supplied pre-assembled.

LAB TABLE WITH WASHER CTM-1/1MM

| | |
|------------|-----|
| width, mm | 800 |
| depth, mm | 580 |
| height, mm | 850 |



Frame: steel, polymer powder coating.
Table board: postforming furniture 40 mm.
Washer type: single sink.
 Complete with elbow tap and siphon tube.
 This item is supplied pre-assembled.

GENERAL HOSPITAL FURNITURE

NEWBORN CHILD BED KHΦ-01

| | |
|------------|-----|
| width, mm | 450 |
| depth, mm | 800 |
| height, mm | 930 |



Frame: steel, polymer powder coating.
Cuvette material: plexiglass.
Mattress: foam plastic, hospital sheeting.
 This item is supplied loose.

CHANGING TABLE ON METAL FRAME СП/МК


| | |
|------------|-----|
| width, mm | 820 |
| depth, mm | 670 |
| height, mm | 940 |



Frame: steel, polymer powder coating.
Table board: ABS plastic.
Mattress: foam plastic, hospital sheeting.
 This item is supplied loose.

MEDICAL HEIGHT METER PM

| | |
|------------|------|
| width, mm | 360 |
| depth, mm | 470 |
| height, mm | 2230 |



Guide rail made of aluminium profile enables higher accuracy and durability of the structure. Multifunctional scale allows to measure a patient in two positions.

DRIP STAND FOR CK-2

| | |
|------------|------|
| width, mm | 335 |
| depth, mm | 400 |
| height, mm | 1700 |



Frame: steel, polymer powder coating.
 Two slots for vials, two hooks.
 Legs are fitted with plastic plugs.
 This item is supplied pre-assembled.

GENERAL HOSPITAL FURNITURE

HANGER B 106

| | |
|------------|------|
| width, mm | 705 |
| depth, mm | 705 |
| height, mm | 1705 |



Frame: steel, polymer powder coating.
Plastic plugs are located at tube ends.
This item is supplied loose.

OFFICE FURNITURE

TABLE CKB-1.1

| | |
|------------|------|
| width, mm | 1300 |
| depth, mm | 700 |
| height, mm | 760 |



Frame: laminated chipboard, PVC edge.
Complete with rolling file cabinet.
This item is supplied loose.

TABLE CKB-1

| | |
|------------|------|
| width, mm | 1300 |
| depth, mm | 600 |
| height, mm | 730 |



Frame: laminated chipboard, PVC edge.
Supports: plastic, adjustable type, h 100 mm.
Complete with immovable file cabinet.
This item is supplied loose.

TABLE CKB-2

| | |
|------------|------|
| width, mm | 1500 |
| depth, mm | 600 |
| height, mm | 730 |



Frame: laminated chipboard, PVC edge.
Supports: plastic, adjustable type, h 100 mm.
Complete with two immovable file cabinets.
This item is supplied loose.

TABLE CKB-3

| | |
|------------|------|
| width, mm | 1200 |
| depth, mm | 650 |
| height, mm | 760 |




Frame: laminated chipboard, PVC edge.
Complete with computer processing unit cabinet
with pullout drawer and sliding keyboard tray.
This item is supplied loose.

OFFICE FURNITURE

MEDICAL CABINET Ш 1.01

| | |
|------------|------|
| width, mm | 450 |
| depth, mm | 430 |
| height, mm | 1870 |




Frame: laminated chipboard, PVC edge.

Supports: adjustable type.

Top section: double-leafed front face, aluminium profiled glass. Bottom section: double-leafed front face. This item is supplied loose.

MEDICAL CABINET Ш 1.02

| | |
|------------|------|
| width, mm | 450 |
| depth, mm | 430 |
| height, mm | 1870 |




Frame: laminated chipboard, PVC edge.

Supports: adjustable type.

Top section: double-leaf front face, aluminium profiled glass. Bottom section: 4 pullout drawers. This item is supplied pre-assembled.

MEDICAL CABINET Ш 1.03

| | |
|------------|------|
| width, mm | 450 |
| depth, mm | 430 |
| height, mm | 1870 |




Frame: laminated chipboard, PVC edge.

Supports: adjustable type.

Top section: double-leaf front face, laminated chipboard. Bottom section: double-leaf front face, laminated chipboard. This item is supplied loose.

MEDICAL CABINET Ш 2.01

| | |
|------------|------|
| width, mm | 900 |
| depth, mm | 430 |
| height, mm | 1870 |



Frame: laminated chipboard, PVC edge.


Supports: adjustable type.

Top section: 2 double-leaf front faces, aluminium profiled glass. Bottom section: 2 double-leaf front faces. This item is supplied loose.

OFFICE FURNITURE

MEDICAL CABINET Ш 2.03


| | |
|------------|------|
| width, mm | 900 |
| depth, mm | 430 |
| height, mm | 1870 |



Frame: laminated chipboard, PVC edge.
Supports: adjustable type.
 Top section: 2 double-leaf front face, LCB.
 Bottom section: 2 double-leaf front face, LCB.
 This item is supplied loose.

MEDICAL CABINET Ш 2.04


| | |
|------------|------|
| width, mm | 900 |
| depth, mm | 480 |
| height, mm | 1870 |



Frame: laminated chipboard, PVC edge.
Supports: adjustable type.
 Two double-leaf front face, laminated chipboard.
 Complete with hanging rod.
 This item is supplied loose.

MEDICAL CABINET ШОМ 2/2


| | |
|------------|------|
| width, mm | 870 |
| depth, mm | 580 |
| height, mm | 1800 |



Frame: laminated chipboard, PVC edge.
 Left section: 5 shelves, laminated chipboard.
 Right section: shelf, hanging rod.
 This item is supplied loose.

MEDICAL CABINET ШОМ 2/2-01

| | |
|------------|------|
| width, mm | 870 |
| depth, mm | 580 |
| height, mm | 1800 |

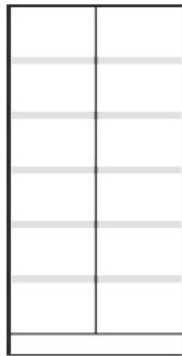


Frame: laminated chipboard, PVC edge.
 Left section: shelf, hanging rod.
 Right section: shelf, hanging rod.
 This item is supplied loose.

OFFICE FURNITURE

MEDICAL CABINET ШОМ 2/2-02


| | |
|------------|------|
| width, mm | 870 |
| depth, mm | 580 |
| height, mm | 1800 |



Frame: laminated chipboard, PVC edge.
 Left section: 5 shelves, laminated chipboard.
 Right section: 5 shelves, laminated chipboard.
 This item is supplied loose.

MEDICAL CABINET ШОМ 2/2-03


| | |
|------------|------|
| width, mm | 434 |
| depth, mm | 580 |
| height, mm | 1800 |



Frame: laminated chipboard, PVC edge.
 Two double-leaf front face, laminated chipboard.
 Complete with hanging rod.
 This item is supplied loose.

MEDICAL CABINET МКП 014

| | |
|------------|------|
| width, mm | 450 |
| depth, mm | 400 |
| height, mm | 1700 |



Frame: laminated chipboard, PVC edge.
 Top section: open cut-out compartment.
 Bottom section: double-leaf front face, LCB.
 This item is supplied loose.

MEDICAL CABINET МКП 014/01

| | |
|------------|------|
| width, mm | 450 |
| depth, mm | 400 |
| height, mm | 1700 |




Frame: laminated chipboard, PVC edge.
 Top section: double-leaf front face, glass.
 Bottom section: double-leaf front face, LCB.
 This item is supplied loose.

OFFICE FURNITURE

MEDICAL CABINET МКП 014.02

| | |
|------------|------|
| width, mm | 450 |
| depth, mm | 400 |
| height, mm | 1700 |



Frame: laminated chipboard, PVC edge.
 Top section: double-leaf front face, LCB.
 Bottom section: double-leaf front face, LCB.
 This item is supplied loose.

MEDICAL CABINET МКП 013


| | |
|------------|------|
| width, mm | 900 |
| depth, mm | 400 |
| height, mm | 1700 |



Frame: laminated chipboard, PVC edge.
 Top section: open cut-out compartment.
 Bottom section: 2 double-leaf front faces, LCB.
 This item is supplied loose.

MEDICAL CABINET МКП 013/01



| | |
|------------|------|
| width, mm | 900 |
| depth, mm | 400 |
| height, mm | 1700 |



Frame: laminated chipboard, PVC edge.
 Top section: 2 double-leaf front faces, glass.
 Bottom section: 2 double-leaf front faces, LCB.
 This item is supplied loose.

MEDICAL CABINET МКП 013/02

| | |
|------------|------|
| width, mm | 900 |
| depth, mm | 400 |
| height, mm | 1700 |



Frame: laminated chipboard, PVC edge.
 Top section: 2 double-leaf front faces, LCB.
 Bottom section: 2 double-leaf front faces, LCB.
 This item is supplied loose.

OFFICE FURNITURE

MEDICAL DRAWER UNIT T 1.01

| | |
|------------|-----|
| width, mm | 600 |
| depth, mm | 530 |
| height, mm | 940 |



Frame: laminated chipboard, PVC edge.
Supports: metal, adjustable type, h 100 mm.
Double-leaf front face, shelf.
This item is supplied loose.

MEDICAL DRAWER UNIT T 1.02

| | |
|------------|-----|
| width, mm | 600 |
| depth, mm | 530 |
| height, mm | 940 |



Frame: laminated chipboard, PVC edge.
Supports: metal, adjustable type, h 100 mm.
Four pullout drawers.
This item is supplied pre-assembled.

MEDICAL DRAWER UNIT T 2.01

| | |
|------------|-----|
| width, mm | 900 |
| depth, mm | 530 |
| height, mm | 940 |



Frame: laminated chipboard, PVC edge.
Supports: metal, adjustable type, h 100 mm.
Two double-leaf front faces, shelf.
This item is supplied loose.

MEDICAL DRAWER UNIT T 2.02

| | |
|------------|-----|
| width, mm | 900 |
| depth, mm | 530 |
| height, mm | 940 |



Frame: laminated chipboard, PVC edge.
Supports: metal, adjustable type, h 100 mm.
Left section: four pullout drawers.
Right section: double-leaf front face, shelf.
This item is supplied pre-assembled.

MEDICAL CABINETS

MEDICAMENTS STORAGE CABINET

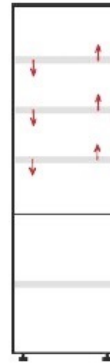
| | |
|------------|------|
| width, mm | 1000 |
| depth, mm | 600 |
| height, mm | 1870 |



Frame: laminated chipboard, PVC edge.
48 cells available, cabinet is fitted with rotary plastic leaves. Strong drugs section is lockable type. External doors are provided with central locking.
This item is supplied pre-assembled.

MEDICAL CABINET ШМ 1.201

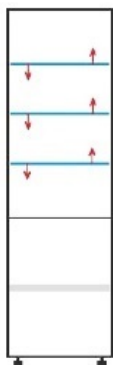
| | |
|------------|------|
| width, mm | 600 |
| depth, mm | 400 |
| height, mm | 1860 |



Frame: metal, polymer coating.
Supports: adjustable type, h 50 mm.
Top section: double-leaf front face, metal.
Bottom section: double-leaf front face, metal.
This item is supplied pre-assembled.

MEDICAL CABINET ШМ 1.202


| | |
|------------|------|
| width, mm | 600 |
| depth, mm | 400 |
| height, mm | 1860 |



Frame: metal, polymer coating.
Supports: adjustable type, h 50 mm.
Top section: double-leaf front face, glass.
Bottom section: double-leaf front face, metal.
This item is supplied pre-assembled.

MEDICAL CABINET ШМ 2.201

| | |
|------------|------|
| width, mm | 800 |
| depth, mm | 400 |
| height, mm | 1860 |

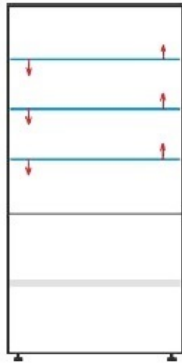


Frame: metal, polymer coating.
Supports: adjustable type, h 50 mm.
Top section: 2 double-leaf front faces, metal.
Bottom section: 2 double-leaf front faces, metal.
This item is supplied pre-assembled.

MEDICAL CABINETS

MEDICAL CABINET ШМ 2.202

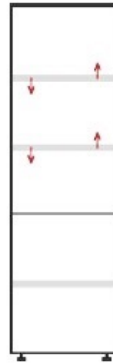
| | |
|------------|------|
| width, mm | 800 |
| depth, mm | 400 |
| height, mm | 1860 |



Frame: metal, polymer coating.
 Supports: adjustable type, h 50 mm.
 Top section: 2 double-leaf front faces, glass.
 Bottom section: 2 double-leaf front faces, metal.
 This item is supplied pre-assembled.

MEDICAL CABINET ШМ 1.101

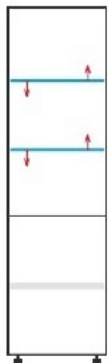
| | |
|------------|------|
| width, mm | 500 |
| depth, mm | 300 |
| height, mm | 1760 |



Frame: metal, polymer coating.
 Supports: adjustable type, h 50 mm.
 Top section: double-leaf front face, metal.
 Bottom section: double-leaf front face, metal.
 This item is supplied pre-assembled.

MEDICAL CABINET ШМ 1.102

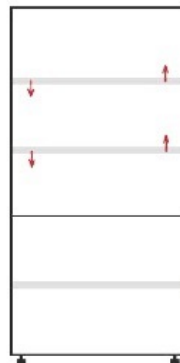
| | |
|------------|------|
| width, mm | 500 |
| depth, mm | 300 |
| height, mm | 1760 |



Frame: metal, polymer coating.
 Supports: adjustable type, h 50 mm.
 Top section: double-leaf front face, glass.
 Bottom section: double-leaf front face, metal.
 This item is supplied pre-assembled.

MEDICAL CABINET ШМ 2.101

| | |
|------------|------|
| width, mm | 700 |
| depth, mm | 300 |
| height, mm | 1760 |

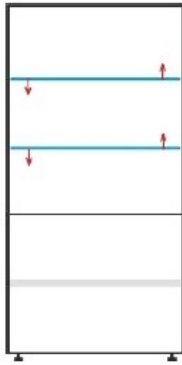


Frame: metal, polymer coating.
 Supports: adjustable type, h 50 mm.
 Top section: 2 double-leaf front faces, metal.
 Bottom section: 2 double-leaf front faces, metal.
 This item is supplied pre-assembled.

MEDICAL CABINETS

MEDICAL CABINET ШМ 2.102


| | |
|------------|------|
| width, mm | 700 |
| depth, mm | 300 |
| height, mm | 1760 |



Frame: metal polymer coating. крытие.
Supports: adjustable type, h 50 mm.
Top section: 2 double-leaf front faces, glass.
Bottom section: 2 double-leaf front faces, metal.
This item is supplied pre-assembled.

CLOTHES CABINET ШМ-01

| | |
|------------|------|
| width, mm | 340 |
| depth, mm | 560 |
| height, mm | 1800 |



Frame: metal polymer coating. крытие.
Complete with shelf and hanging rod.
This item is supplied pre-assembled.

COLOR SCHEME

LAMINATED CHIPBOARD



WHITE



IVORY



GREEN



GRAY



NATURAL BEECH



OXFORD CHERRY


LEATHER CLOTH



GREY 808



BEIGE 276



GREEN 871



LAVENDER 878

METAL



RAL 9016




RAL 6019



RAL 7035

* Real colors may differ due to specific characteristics of data medium color rendering.



"Aybolit" trading company

68 Kuznetchikhinskaya Street,
Nizhny Novgorod, Russia
Zip code: 603146
Tel.: +7 (831) 417-89-98
www.aybolit2000.ru



Instagram *tdaybolit*